

IRONMAN.
70.3  **RUBAVU**
RWANDA

2024 **ATHLETE RACE**
GUIDE



VISIT
RWANDA

GLOBAL EVENTS
AFRICA

RACE SCHEDULE 2024

FRIDAY 02 AUG 2024

09:00 - 18:00
Registration
Lake Kivu
Serena Hotel

09:00 - 18:00
Bike Workshop
Lake Kivu
Serena Hotel

09:00 - 18:00
Merchandise
Lake Kivu
Serena Hotel

18:30
Race Briefing
Online

SATURDAY 03 AUG 2024

08:00 - 14:00
Registration
Lake Kivu
Serena Hotel

08:00 - 14:00
Merchandise
Lake Kivu
Serena Hotel

08:00 - 14:00
Bike Workshop
Lake Kivu
Serena Hotel

14:00 - 17:00
Bike & Bag Check-In
Transition at
Avenue de la Cooperation

14:00 - 17:00
Bike Maintenance
Outside transition at
Avenue de la Cooperation

SUNDAY 04 AUGUST 2024

06:30 - 07:45
Transition Open & Bike Maintenance
Transition at Avenue de la Cooperation

IRONMAN 70.3 Rwanda
START
Gisenyi Beach on Avenue de la Cooperation
ROLLING START: 08:00

+ 09:15
Swim course closes

+ 12:10
First athlete expected to finish

+ 13:20
Bike course closes

13:30 - 17:00
Bike & Bag Check-out open
Transition at Avenue de la Cooperation

± 16:35
IRONMAN 70.3 Rwanda
ENDS Finish Line at
Avenue de la Cooperation

17:00
Slot Allocation:
IRONMAN 70.3 World Championship
Lake Kivu Serena Hotel

18:00
Doors open to Awards Ceremony
Lake Kivu Serena Hotel

18:30
Awards Ceremony
Lake Kivu Serena Hotel

MONDAY 05 AUG 2024

09:00 - 11:00
Timing queries/
Lost & found
Lake Kivu
Serena Hotel

09:00 - 11:00
Merchandise
Lake Kivu
Serena Hotel

**DOWNLOAD
THE IRONMAN
TRACKER APP
TO TRACK
YOUR ATHLETE**



**VISIT
RWANDA**

WELCOME MESSAGE

Welcome!

Dear athletes, spectators, and supporters,

It is with immense joy that we extend a warm welcome to all of you. Whether you're a local resident or an international visitor, your presence adds to the excitement of this remarkable event.

We express our heartfelt gratitude to friends, partners, family, and colleagues who have gathered here to cheer on the athletes. Your encouragement will propel them toward the finish line, where they are all champions in our eyes.

Rubavu, nestled in Rwanda's Northern province, boasts tropical weather, breathtaking landscapes, and a vibrant community. As you explore our city, may you find rejuvenation for your soul.

For the second consecutive year, we proudly host the IRONMAN 70.3 Rwanda. This event's return to Rubavu reflects our commitment to hospitality and creating unforgettable experiences for athletes and their loved ones.

Our thanks go to the Ministry of Sports, the Rwanda Development Board, the Rwanda Convention Bureau, and Rubavu District. Together, we strive to position Rwanda as a world-class sporting destination. Special appreciation also goes to Global Events Africa and their partners and sponsors, whose contributions enhance the overall race experience.

To the hundreds of athletes joining us, we eagerly anticipate your arrival. May your preparations be successful, your journey safe, and your race day triumphant. Murakoze cyane!

Warm regards,

Mayor Rubavu District

Prosper Mulindwa

Dear athletes,

Here we are! Our 3rd edition and we can't wait to host all you athletes in Rwanda, the best destination race in Africa. Get ready to experience scenic routes, the vibrant cheers of the community and the tropical paradise that is Rubavu, the host city of the IRONMAN 70.3 Rwanda 2024.

The Registration venue is at the beautiful Lake Kivu Serena Hotel, overlooking the beach and the lake. It is situated very close to the swim start, transition and the finish line. They also host the splendid awards dinner.

On race day, the 1.9km swim will take you through one of the African great lakes, Lake Kivu. The bike course traverses along the spectacular shoreline of Lake Kivu with the vibrant support of many residents from the local villages.

The 21.1km run takes in the shoreline of Lake Kivu and suburban Gisenyi. You can look forward to a fast run course all the way to the spectator filled finish line! Remember to take in the atmosphere, cheer on your fellow athletes and celebrate as you run down the finish line.

We wish you all the best with your final training and race preparation. See you soon in Rubavu.

The IRONMAN 70.3 Rwanda Team



PRE-RACE INFORMATION

TRAVEL INFORMATION

Accommodation options are available in Kigali (the Capital City) and in Gisenyi, located in the Rubavu District (the race venue is an approximate four-hour drive from Kigali through the spectacular and vibrant countryside of Rwanda).

For accommodation options please visit:

<https://www.uberluxesafaris.com/ironman-70-3-rwanda/>

You can also contact Francis at:

francis@uberluxesafaris.com

TRANSFER OPTIONS

Transfer options are also available as follows:

- Kigali Airport [KGL] to a Kigali Hotel
- Kigali [KGL] Airport to a Gisenyi/Rubavu Hotel
- Kigali Hotel to a Gisenyi/Rubavu Hotel
- Gisenyi/Rubavu to Kigali [KGL] Airport
- Gisenyi/Rubavu to a Kigali Hotel to Airport [KGL]

To book a transfer, click on this link. You will be able to choose a private transfer or a shared bus.

BIKE TRANSFER

Should you wish to book a bike transfer please contact Francis using the details above



USEFUL INFORMATION

Visas & Entry Requirements

Citizens of countries members to the following international organizations; African Union, Commonwealth and La Francophonie get visa upon arrival and are waived visa fees for a visit of 30 days - Albania, Algeria, Antigua and Barbuda, Armenia, Australia, Bangladesh, Barbados, Belize, Belgium, Botswana, Brunei Darussalam, Burkina Faso, Bulgaria, Cameroon, Canada, Cape Verde, Cambodia, Comoros, Congo, Cyprus, Dominica, Djibouti, Egypt, Eswatini, Equatorial Guinea, Eritrea, Ethiopia, Fiji, France, Gabon, Grenada, Greece, Guinea-Bissau, Guyana, India, Kiribati, Jamaica, Laos, Lebanon, Lesotho, Liberia, Libya, Luxembourg, Madagascar, Malawi, Mali, Malaysia, Malta, Mauritania, Maldive, Monaco, Morocco, Mozambique, Namibia, Nauru, New Zealand, Niger, Nigeria, Pakistan, Papua New Guinea, Principality of Andorra, Romania, Republic of Macedonia, Saharawi Republic, Somalia, South Africa, Sudan, Switzerland, Togo, Tunisia, The Bahamas, The Gambia, Tonga, Tuvalu, Trinidad and Tobago, Saint Lucia, St Vincent and The Grenadines, Samoa, Solomon Islands, Sri Lanka, United Kingdom, Vietnam, Vanuatu, Zambia, and Zimbabwe.

A citizen of East African Community Member States (Burundi, Kenya, Uganda, United Republic of Tanzania and South Sudan) shall be issued a pass/entry visa free of charge upon arrival to stay for the period of six months.

The following countries to be granted 90 days valid visa free of charge upon arrival: Angola, Benin, Central African Republic, Chad, Cote d'Ivoire, Democratic Republic of Congo, The Federation of Saint Christopher and Nevis, Ghana, Guinea, Indonesia, Haiti, Mauritius, Philippines, Senegal, Seychelles, Sierra Leone, Sao Tome and Principe, Singapore and the state Qatar.

Citizens of all countries that all not visa exempt have also option to submit application online or at the Rwanda Diplomatic Missions of the country of residence before departure. Those applying online have the option to pay online or upon arrival. There is no single affiliated Agent that is authorised to apply for visa on your behalf. Such Agents may mislead you and charges more than the required visa fees.

The visa fees must not exceed 50 USD for single entry visa or 70 USD for multiple entry.

PRE-RACE INFORMATION

RACE VENUE ORIENTATION

The IRONMAN 70.3 Rwanda is a unique experience offering:

- 2-day Rwanda Tourism & Craft Expo
- 2 days of IRONMAN Merchandise offerings
- IRONMAN 70.3 Rwanda Race Day
- IRONMAN 703. Rwanda Awards Dinner.

We suggest you try and plan to stay for the duration of the full programme and Feel the Spirit which is IRONMAN.

We hope that you enjoy your stay and that this event is a memorable one.

RACE BRIEFING

Friday, 2nd August 2024 - ONLINE

A pre-recorded Race Briefing will be streamed on our social media platforms in the build up to the event. Additionally, a briefing will be streamed on Friday, 2nd August 2024 at 18:30, with all the most up to date race related information.

Questions can be submitted during the briefings and will be answered by an IRONMAN Staff member.

ATHLETES REGISTRATION

Serena Hotel, Lake Kivu

Friday : 09h00 - 18h00

Saturday : 08h00 - 14h00

All Athletes must have registered by 14h00 on Saturday, 3rd August 2024. No registrations will be possible after this.

To register, you will need an Official government issued photo ID, passport, or driver's license.

One Day License Fee

A one-day license fee at the cost of \$10 (US Dollars) per individual or Team, is payable by all participants, except members of the Rwanda Triathlon Federation.

One day license fee is payable by Debit / Credit card ONLY (Visa / Master cards).

PACK COLLECTION & INDEMNITY

At Registration you will receive the following in your race pack:

- Athlete Wristband – access to all event areas.
- Backpack
- Race Number – for Bike & Run
- Safety pins
- Race Sticker Sheet
- Bike & Gear Check out card
- Official Swim Cap
- Participant Shirt
- Transition Bags x3*
 - WHITE – Streetwear bag
 - BLUE – Bike bag
 - RED – Run bag
- These plastic bags have been imported to Rwanda with special permission and must be responsibly disposed of, or taken with you, out of the country.
- Timing Chip

Before leaving this registration point, all athletes will be required to sign a general waiver and a medical waiver for private hospital administration, if required.

TIMING CHIPS

Timing Chips will be issued at registration. They must be scanned at the timing table in Registration to confirm your timing chip correlates with your race number and your name.

IRONMAN BIKE WORKSHOP

Serena Hotel Lake Kivu.

The Bfast Rwanda bike shop will be set up outside the Registration Venue. Fees will be charged for services rendered.

Friday : 09h00 – 18h00

Saturday : 08h00 – 13h45

Transition Area

Bike Maintenance will be available for your assistance during bike check in for minor adjustments only.

Saturday : 14h00 – 17h00



History and Culture

Rwanda's capital, Kigali, was founded in 1957, and is considered the gateway to the rest of the country due to its centrally located position in Rwanda's east, west and south through a lot of the world's tourism and cultural hotspots in the city.

- Kigali Genocide Memorial
- The Computer Assisted Genealogy Museum
- Lunch at Nyabizi Lounge



Explore Rwanda's bustling capital



There's plenty to do in this fascinating city, filled with some landmarks, a vibrant dining scene, bars and craft markets.

- A visit to one of the local markets
- Art Galleries
- Views of Mt. Kigali
- Lunch at Nyabizi Lounge
- Coffee Tasting Experience at Question Coffee



Kigali Fashion Tour

Rwanda's fashion scene shows the country's beauty and culture with the world. Visit talented designers and witness tradition and modernity embedded with some delightful African designs mark Rwanda's vibrant passion for all things elegant (inspired by a rich national heritage).

- Nyamirambo Women's Centre
- Inaba
- House of Style
- Rwanda Clothing
- Inaba Beer
- Acanto
- Mubumba
- Sava Mugabo
- Coffee at
- Fibrics market
- Uva Collections
- Question
- Akurumbo Village
- Dwaire
- Coffee



Tee-off at the world class Kigali Golf Course

Enjoy a round of golf at the state-of-the-art Kigali Golf Resort and Club, located in Rwanda's capital.

- 18-hole golf course
- Contemporary culture
- Open daily from 6:00 am to 6:00 pm
- Pro shop with a wide range of golf equipment and attire for purchase or hire, including brands such as Callaway, McLaren, Under Armour, and Evie Di.



Kigali Nightlife



Discover magnificent views of Kigali by night and traditional dance performances by talented dance troupes.

- Sightseeing and relaxation (viewers of Mount Kigali)
- Mountainous Car Free Zone
- Chiles Lounge
- Rwandan traditional dance performance at HMM Jan. Mike Collins

VISIT RWANDA



START YOUR JOURNEY HERE
WWW.VISITRWANDA.COM
@VISITRWANDA_NRW

PRE-RACE INFORMATION

TRAINING

There are no official IRONMAN training sessions associated with the IRONMAN 70.3 Rwanda. Below are a few notes on public spaces where athletes can train.

SWIM TRAINING:

There are no official swim training programs, however you can swim off the beach from inside the Lake Kivu Serena Hotel grounds. Please note that there are no lifeguards on duty any of the beaches in Gisenyi.

BIKE TRAINING:

The most suitable pre-event bike training route is from Gisenyi, out on Avenue de la Production, along the shores of Lake Kivu, towards Kigufi Hill. (on the outbound journey the lake will be on your right-hand side)

Do not cycle on the main road to Kigali as it is a very busy road with extremely sharp descents and tight turns.

RUN TRAINING:

The recommended run training route is from Lake Kivu Serena Hotel along Avenue de la Revolution towards the DRC border (on the outbound journey the lake is on your left-hand side), followed by a right turn into the neighboring suburb of Gisenyi.

BIKE & GEAR CHECK IN

Saturday, 3rd AUGUST 2024: 14h00 – 17h00

ORIENTATION:

Bike & Gear Check in takes place at Transition, in the Avenue de la Cooperation.

All participating athletes must check a bike in as well as both the Bike & Run bags during this checking in time slot.

There will be two sets of designated bag racks as well as designated bike racks. Hang bags and bike according to your race number. No access into transition after 17:00.

On race morning you will have access to your Bike & Gear Bags in Transition from 06h30 – 07h45.

CHECK-IN NOTES :

Only athletes are allowed into Transition.

Bike Maintenance will be available for assistance just outside Transition for minor adjustments.

Referees will do a bike and helmet-check on entrance into Transition (see the "IRONMAN Competition Rules" regarding Equipment and Specifications); wear your helmet in line to speed up the process.



PRE-RACE INFORMATION

It is the athlete's responsibility to know what equipment is / is not allowed (see 'IRONMAN Competition Rules' regarding equipment & Specifications).

Pack your Race Bib Number in your Bike Bag. For this event, the race bib numbers are worn on the Bike & Run leg of the race.

Road, Tri Bikes, mountain bikes and disk brakes are allowed. No recumbent bikes and fairings add on devices designed exclusively to reduce resistance are allowed. Equipment will be subject to a final determination of legality by the Race Director and/or Chief Referee.

Your Race Bib number must be in your Bike Bag in Transition with your cycling gear (with safety pins in the registration pack or athletes own race belt). This is to be worn during the bike and run leg of the race only.

Your packed and numbered Bike and Run bags must be checked in now, you will hang these bags on the racks at the change area. These bags can be accessed on race morning

All athletes MUST have the supplied identification stickers affixed. On the bike, this will either be on the seat post or on the left seat stay (rear portion of the frame that leads from the seat post to the back wheel). The helmet sticker must be stuck to the front of the helmet. See the pictures in the tables for guidance.

No items may be left on the bike overnight, nutrition and clipped in shoes should be placed on the bike on race morning.







Athletes may cover their bike computers only or remove them (recommended). Full bike covers are not permitted.

We recommend that race technical equipment (including bike computers, batteries, etc.) be left in Transition Bags on race morning and only connected (if possible) during Transition.

No-one will be allowed into Transition after 17h00 when check-in closes.

It is illegal to interfere (including remove, swop, steal & / or tamper) with another athlete's equipment / nutrition in the Transition area (including during Bike Check - Out) : this is a serious offense and may lead to your disqualification.

Overnight security is provided in the Transition Area.

ITEM	IMAGE
<p>Race Bib Number</p> <p>Medical & Next of Kin info to be filled out on the back</p> <p>Worn on your back during the Bike & on your front during the run.</p> <p>Used to check your bike & Gear out of Transition</p>	
<p>Sticker Sheet</p> <p>Identification stickers to be placed on the Bikes Seat Post or Rear Stay, Athletes Helmet and transition bags</p>	
<p>Athlete Wristband</p> <p>Wristband must be worn at all times as this will be your entry to "athlete only, restricted areas"</p>	
<p>Transition Bags</p> <p>Streetwear : Post race casual clothes / shoes</p> <p>Bike : Pack all cycling clothing, helmet & shoes if not on your bike in this bag</p> <p>Run : Running gear should be packed into this bag</p>	
<p>Bike Check out Card</p> <p>Used by family / friend if athlete cannot check-out their own bike: athletes race bib number to also be supplied.</p>	
<p>Official Swim Cap</p> <p>All Athletes must wear the official event swim cap supplied</p>	

PRE-RACE INFORMATION

RELAY TEAM RACE KIT

Your Race Bib number must be in your Bike Bag in T1 with your cycling gear (with safety pins in registration pack or athletes own race belt). This is to be worn during the bike and run leg of the race only. (Do not wear this number during the swim segment)

The team cyclist's packed and numbered Bike bag must be checked in now, you will hang this bag on the bag rack next to the change area. This bag can be accessed on race morning.

All athletes MUST have the supplied identification stickers affixed. On the bike, this will either be on the seat post or on the left seat stay (rear portion of the frame that leads from the seat post to the back wheel). The helmet sticker must be stuck to the front of the helmet. See the pictures in the tables for guidance:

No items may be left on the bike overnight, nutrition and clipped in shoes should be placed on the bike on race morning.

Athletes may cover their bike computers only or remove them (recommended). Full bike covers are not permitted.

We recommend that race technical equipment (including bike computers, batteries, etc) be left in Transition Bags on race morning and only connected (if possible) during Transition.

No-one will be allowed into Transition after 17h00 when check-in closes.

It is illegal to interfere (including remove, swop, steal & / or tamper) with another athlete's equipment / nutrition in the Transition area (including during Bike Check - Out) : this is a serious offense and may lead to your disqualification.


Overnight security is provided in the Transition

ITEM	IMAGE
<p>Race Bib Number</p> <p>Medical & Next of Kin info to be filled out on the back</p> <p>Worn on your back during the Bike & on your front during the run.</p> <p>Used to check your bike & Gear out of Transition</p>	
<p>Sticker Sheet</p> <p>Identification stickers to be placed on the Bikes Seat Post or Rear Stay, Athletes Helmet and transition bags</p>	
<p>Athlete Wristband</p> <p>Wristband must be worn at all times as this will be your entry to "athlete only, restricted areas"</p>	
<p>Transition Bags</p> <p>Streetwear : Post race casual clothes / shoes</p> <p>Bike : Pack all cycling clothing, helmet & shoes if not on your bike in this bag</p> <p>Run : Running gear should be packed into this bag</p>	
<p>Bike Check out Card</p> <p>Used by family / friend if athlete cannot check-out their own bike: athletes race bib number to also be supplied.</p>	
<p>Official Swim Cap</p> <p>All Athletes must wear the official event swim cap supplied. Relay Team swimmers will have a different colour cap to individual athletes.</p>	

GIBSON'S
SO TONIC!

**“LET CELEBRATION
BE-GIN”**



 [gibson_gin_rw](https://www.instagram.com/gibson_gin_rw)

PRE-RACE INFORMATION

TRANSITION BIKE & BAG CHECK IN

IRONMAN 70.3 Rwanda
Transition Bike & Bag Check In
Saturday 14h00 - 17h00
Note entrance & Exit Points



RACE DAY INFORMATION

ATHLETE PARKING

RACE DAY PARKING/ACCESS

Parking is available on Avenue de la Cooperation, very close to Lake Kivu Serena Hotel.

Please note, that cars will not be able to leave this spot between the start of road closure **06:00** and the opening of the bike course at **13:45**. This road will be closed for the duration of the bike course segment of IRONMAN 70.3 Rwanda



RACE DAY INFORMATION

RACE MORNING PROCEDURE

TRANSITION: 06h30 – 07h45

Enter Transition at the swim in, run out gate. From here athletes can walk past their bikes through the bikes & gear bag racks, then exit transition through the same swim in / run out gate to the race start.

Once you have completed the pre-race transition check, you must make your way to the swim start. Please note that the Avenue de la Cooperation, Transition area and the swim start chute will be an access-controlled area, your Athlete wristband will give you access to this area.

The race organisers do not accept responsibility for any valuable items in Transition Bags/on bikes.

Should you bring your own foot pump, please ensure it is labelled (name, race number & telephone number) and place it in the area provided, in Transition. No pumps may be stored in Transition or Streetwear bags.

Athletes with critical aids such as prescription spectacles and hearing aids can leave them at a designated table in transition as they head off to the Swim Start. Please write your name, race number & telephone number on the envelope provided for these items.

There are toilets located Inside the Transition area.

BIKE MAINTENANCE

A "Bike Maintenance" area will be available just outside the Transition area. This is for minor adjustments. They will not be responsible for any lost/missing items.

STREETWEAR BAG DROP

The streetwear bag is for clothes you will be wearing just before the race start and after you completed the race. Should you drop out during the race, this is also the first bag you will have access to, so pack it wisely.

Once you exit Transition to go to the Athlete Village area adjacent to the Transition area, place the items you are wearing (including slops/sandals/warm clothing) into your Streetwear Bag.

Hang your Streetwear Bag on the racks according to your race number.

You will collect / have access to this bag, immediately after your completion or withdrawal of the race. These bags must be collected by 17h00.

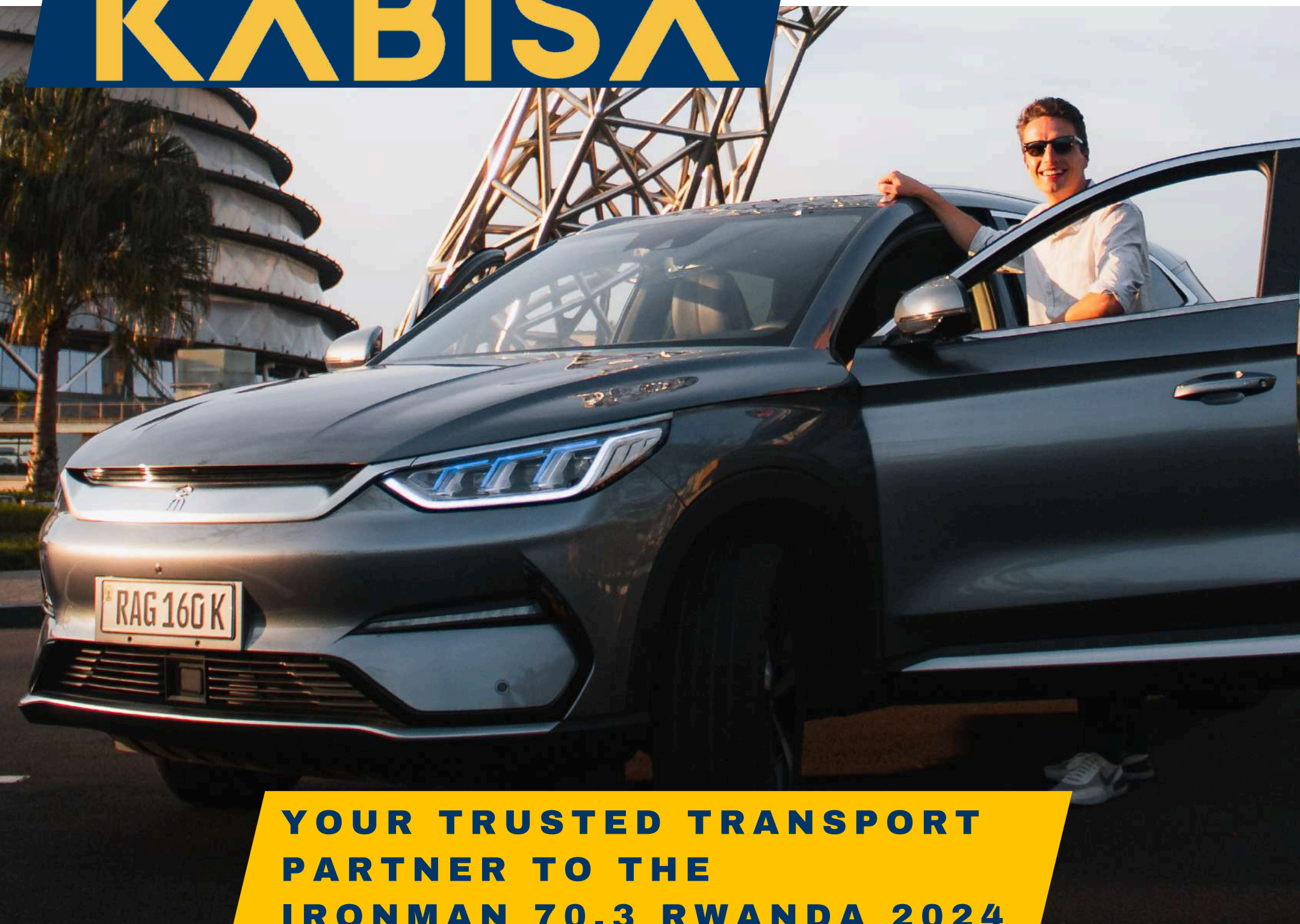
IRONMAN does not accept responsibility for any valuable items lost in your Streetwear or Transition bags.





GO ELECTRIC

KABISA



**YOUR TRUSTED TRANSPORT
PARTNER TO THE
IRONMAN 70.3 RWANDA 2024**



+250793897975



@gokabisa



www.gokabisa.com



RACE DAY INFORMATION

DROP OUT PROCEDURE

DROP-OUT CLERKS

The following is of critical importance: Any athletes who drop out from the event for any reason must be recorded.

The drop out clerks are at the following points:

- Control tent outside Transition
- Drop-Out Tent in the IRONMAN Village
- During the swim, these Drop Out clerks will be at the Medical Pods at Swim Entrance / Exit

The drop out clerk/ IRONMAN staff member will:

- Record your race number.
- Take a photo of you.
- Update your status on a Timing App.

Once you drop out you can only have access to your street wear bag in the athlete village. You may not remove equipment from Transition.

PRE-RACE

Athletes who have checked a bike into transition and then drop out before or during the swim portion must report to the Drop Out Clerks / IRONMAN Staff Member. They are at the swim start and swim exit points, within proximity to the Medical Flags. This is of critical importance for the swim clear procedure towards the end of the swim.

BIKE

Athletes who drop out during the bike portion of the event must either make their way to the "SAG" vehicle on the far end turn around point or wait along the course to be picked up by the sweep team. Once back at Transition, you will still need to report to the Drop out tent.

Athletes who withdraw from the race will have access to their Streetwear Bags. Their bike will however go into transition and can be accessed during bike checkout.

RUN

When dropping out of the run for whatever reason, athletes must go to the Drop Out Clerk / IRONMAN Staff member at the dropout tent near the finish line.

Athletes who withdraw from the race will have access to their Streetwear Bags. They can only access Transition during the official bike check out.

RACE DAY INFORMATION

COURSE INFORMATION

SWIM COURSE – 1.9 km / 1.2 Miles

Cut off: 1 hour and 10 mins from each athlete's individual start time.

The 1.9km swim is from the main beach of Gisenyi in Lake Kivu. The lake is at an altitude of 1463 meters above sea level.

The swim start takes place in the form of a rolling start. The course is rectangular and swum in an anti-clockwise direction.

All red turn buoys are turning buoys and are passed on your left, except for the last one which is passed on your right. The yellow buoys are "guider buoys" and can be passed either side.

Once you have completed your transition checks you will be required to make your way directly to the swim holding area.

Ensure you have your official swim cap on (mandatory) and your swim goggles, if required. Additional swim caps are available at the swim holding area, before entering the Lake at the Swim Start.

ROLLING START PROCEDURE

The Age Group rolling swim start will commence at 08h00.

All athletes must be in the holding area 5 mins prior to race start.

The swim holding area will be made up of 4 rows. Please walk up to the athlete just in front of you when you enter the swim chute. You may not push to the front. Athletes who do not adhere to the queueing system will be penalized.

The athlete in front of each of the four rows will be released simultaneously every 10 seconds to commence their swim. Athletes will at that moment cross the swim start mat, recording their unique race and swim start time.

All cut offs times are based on this unique swim/race start time

WETSUIT RULING

The average water temperature in Lake Kivu between July and September is around 22/24°C which under normal conditions makes it a wetsuit optional swim for age group athletes.

The ruling is that for age group athletes, wetsuits may be worn in water with temperatures up to and including 24.5°C

A thermometer reading will be done in race week and on race day to determine the actual water temperature. The final ruling on wetsuits will be done based on the final temperature reading.

See official "Competition Rules" on this matter.

REMINDER:

Ensure your Timing Belt and Chip are secured to your LEFT ankle. Replacement timing chips + chip belts may be collected from the Swim Start area.

Should you miss your timing chip after you have changed from the swim, first check in your wetsuit for it before getting a replacement chip.

There will be a table at the swim entrance to transition where athletes can leave small personal items like glasses and hearing aids for collection upon completion of the swim.

Each athlete is expected to have the ability and conditioning to complete the swim. Please ensure that you read the IRONMAN Swim Smart program: <https://www.ironman.com/swim-smart>.

There is NO access to the water or a swim warm-up area : do a land-based warm-up

Do NOT swim with your race bib number on your body, even if it under the wetsuit.

RACE DAY INFORMATION

IRONMAN 70.3 Rwanda : SWIM COURSE



To view the course maps online click here: <https://www.ironman.com/im703-rwanda-course>

RACE DAY INFORMATION

COURSE INFORMATION

TRANSITION 1 : Swim to Bike

ATHLETES PROCEDURE

Athletes may strip the top of their wetsuits down to their waists as they run up from the lake into T1. The bottom half may only be fully removed once in the Transition Change area. Public nudity is prohibited.

Walk-through 'foot baths' to rinse off sand will be located enroute to the entrance of Transition

Collect your Bike Bag. Changing must take place in front of or inside the tent, if required. They may not change at the bag rack area, nor next to your bike.

Ensure your timing chip is still strapped to your LEFT ankle. Should it be missing - first check in your wetsuit, and only thereafter get a new one from the timing volunteers.

Place all your swim gear including your WETSUIT into your Bike Bag: it is the athlete's responsibility to ensure ALL your equipment is placed in your bag. Tie the bag closed and drop your bag off in the Bag Drop Zone just outside of the change area.

Ensure that your race bib number is facing backwards (either on your race belt or pinned to the back of your cycling top - we recommend the use of a race belt, as the race bib must face forward during the run)

Ensure your helmet is on your head and the chin strap is securely fastened before handling your bike.

If your shoes are not clipped into your pedals on your bike, you MUST put them on when changing and run in your cycling shoes to the mount line. Athletes will be penalised for attempting to put cycling shoes on at the mount line.

Under no circumstances may you ride your bike inside the Transition area. You may only mount your bike outside Transition at the Mount/Dismount line, as instructed by the Race Referee.

A Bike Maintenance Mechanic will remain at the exit of Transition until the last athlete has left on the bike course.

Transition will close 10 minutes after the last athlete entered from the swim course. All athletes in Transition must leave for the bike course within this timeframe.

The time spent in Transition is included in your total race time.

There are medics inside Transition area with a Medical Tent inside the athlete village area, adjacent to Transition area.

Please see "Competition Rules" for additional information and Penalty Procedure.

REVOLUTION

Discover Luxury with Mist Rwanda Safaris! After the race, dive into Rwanda's wonders with our exclusive safari packages!



KIGALI RWANDA

GUEST PACKAGES

Gorilla Trekking:

Meet majestic mountain gorillas.

Wildlife Safaris:

Explore Akagera National Park.

Scenic Views:

Enjoy Lake Kivu and lush landscapes.

Cultural Experiences:

Engage with local communities.

[\(bookings@mistrwandasafaris.com\)](mailto:bookings@mistrwandasafaris.com)

© 2023 MIST RWANDA SAFARIS. ALL RIGHTS RESERVED.

DISCOUNT

10%



mistrwandasafaris.com

RACE DAY INFORMATION

COURSE INFORMATION

BIKE COURSE – 90.1 KM / 56 MILE

Cut off: 5 hours and 30 mins from each athletes' individual start time.

The IRONMAN 70.3 Rwanda four lap 90,1km (56mile) bike course takes athletes through the rural Rwandan villages and along the spectacular shoreline of Lake Kivu.

COURSE DESCRIPTION:

When exiting Transition, follow the road from transition up to Gorillas Lake Kivu Hotel where you will turn right.

At the intersection leading onto the finish line there is a 90- degree right turn, followed by a very sharp left turn around a triangular traffic island.

This triangular traffic island serves as the Gisenyi turn around point of the bike course. From this point proceed on the right-hand side of the road to the petrol station, where the course turns right off the main road, direction Kigufi.

Follow this lake side road where you will turn right, going past the brewery. Once you have passed the brewery, there are a few climbs and descents in the to the turn-around point on the 11,7km mark.

There will be a large orange cone in the road, where you will make a U turn, anti clock-wise.

At this point there is a Support and Gear (SAG) vehicle, which athletes who want to abandon the race can use to return to the race village when the bike course closes.

From here you will backtrack to Gisenyi town, cycling on the right-hand side of the road.

As you approach Gisenyi town and the back entrance of Lake Kivu Serena Hotel, the bike aid station, penalty tent and bike maintenance station will be on the right-hand side of the road.

At the T junction, you will turn left, followed by two sharp right turns around the triangular traffic island, from where you will head out again for lap2, 3 and 4.

At the end of lap 4 you will backtrack past the finish line area to the T Junction at Gorillas Lake Kivu Hotel, where you will turn left.

Here you will cross the run course. Note that the runners have right of way. Be alert and comply with instructions of the course marshals.

Athletes will approach Transition from the same direction they left T1. Cycling remain on the right-hand side of the road right up to the dismount line. You need to be off your bike when you cross the dismount line.

SAG (SUPPORT AND GEAR)

The dedicated IRONMAN "SAG" vehicle with trailer on the course to collect athletes who drop out. This vehicle will be stationary at the far turn around point on the bike course. They will return with athletes and their gear to Transition at the closure of the bike course. The SAG driver will record the athletes race number & take a photo for recording purposes.

Bicycles in the SAG vehicle will be returned to Transition and can only be retrieved during the normal bike check out window.

Please remember to collect your Streetwear bag from the Finish Line area. This can happen at any time but no later than 17:00.

PENALTY TENT:

The penalty tent is situated just before the dismount line, outside transition. All penalties received will be served at this point at the end of the bike course.

Athletes not serving their penalties will be disqualified.

See section on penalties and penalty procedures in this race guide.

RIDE TO VICTORY REFRESHED



RACE DAY INFORMATION

IRONMAN 70.3 Rwanda : BIKE COURSE



To view the course maps online click here: <https://www.ironman.com/im703-rwanda-course>



RACE DAY INFORMATION

COURSE INFORMATION

BIKE MAINTENANCE:

There is one static and one roving bike mechanics on course.

Bike Maintenance Static Point :

- Bike Aid Station

Tubes (only 700c road bikes) and bombs are sponsored. All other spares will be charged to your race number. Your email address will be supplied to the Bike Maintenance Service Provider in order for an invoice to be emailed to your post event, please ensure payments are made promptly.

Bike Aid Station carry the following stock for athlete's use at the Aid Station: (may not be taken for stock).

- 10 x 700 C road bike tubes
- 1 x set of tyre levers
- 1 x pump

There are no spare wheels on the course.

AID STATIONS:

There is one aid station on the bike course which athletes will pass three times, at the end of laps 1, 2 and 3. Its is situated on the right-hand side of the road just before the end of each lap.

The Litter Zones for athletes is 100m either side of the Bike Aid Stations. Do not litter outside these aid station litter zones. Rwanda is an extremely clean, virtually litter free country. We must contribute to this endeavour.

BIKES:

The course is very hilly with lots of turns and a number of steep descents. Plan your bike set up accordingly.

See IRONMAN Competition Rules on more details related to bicycles.

GEOGRAPHY:

Elevation: The bike course starts at 1463m above sea level and the highest point on this bike course is 1522m. The total meters elevation gained over the entire bike course is 1554m.



Visit a Jibu Stand for A Better Life



Hello there,

Thank you for joining IRONMAN 70.3, we are excited to give you the JIBU experience throughout the race week.

Jibu is a social enterprise whose focus is to **capitalize** and **equip** emerging market entrepreneurs to create affordable access to drinking water and other necessities.

Our commitment is to ensure that you get easy and free access to safe drinking water during this high heat period, as you enjoy the experience. Remember, your body needs enough water to successfully function physically, mentally, and emotionally.

Visit our **Jibu branded stand** for a wholesome experience.

Jibu means the '**answer**' or '**solution**' in Swahili.

Don't struggle to store your drinking water, purchase your personal stylish Aluminium Container and move around with your safe water to hydrate anytime.

Ofcourse, come back for a free refill :)



Thank You! Contact us to have Jibu at your home/Office +250 785 727 077

A Better Life



RACE DAY INFORMATION

COURSE INFORMATION

TRANSITION 2 : Bike – Run

Athletes must dismount before the dismount line; Race referees will be present at the dismount line to assist.

Athletes must either run into Transition wearing their cycling shoes or leave them clipped on their bike. You may not take your cycling shoes off your feet and clip them onto your bike once you have dismounted.

Athletes will self-rack their bikes according to their race numbers.

Follow the demarcated route through Transition to collect your Run Bag. Changing may only take place at the change / tent area.

Place all your bike gear into your Run Bag. It is the athlete's responsibility to ensure ALL your equipment is placed in your bag.

Tie the bag closed and drop your bag off in the 'Bag Drop' zone just outside the change area.

During the run, athletes race bib number must face forward. This is important, not only for identification purposes but also for race photos on the run leg.

Check that your timing chip is still in place on your left ankle. If necessary, additional Timing Chips can be collected from the "Drop-Out Clerk" gazebo just outside Transition.

Medical facilities are available to athletes just outside the Transition area at the Swim In / Run out gate.

Continue through the demarcated route in Transition to exit to the run course.

Transition will close to all athletes 10 minutes after the last athlete has entered from the bike to change for the run.

Your transition time is included in your TOTAL race time.

RACE DAY INFORMATION

COURSE INFORMATION

RUN COURSE – 21.1 KM

Cut off: 8 hours 30 minutes from each athletes' individual start time.

The 3-lap 21.1km run course incorporates the shoreline of Lake Kivu and suburban Gisenyi.

COURSE DESCRIPTION:

When exiting Transition, you will make a U turn outside transition to run parallel to transition past the first aid station, along the shoreline, direction Goma (DRC Border). Running is on the lefthand side of the run lane. After 1,7km along the shoreline, you will make a U turn (clockwise) around a large orange cone and backtrack up to the volcanic rock link road. (Reminder that running is on the left of run course lane). Here the course does a 90 degree turn left, followed by a 90 degree right at the next intersection. This road will veer to the left as you pass the two directional aid station. From ere the road straitens out up the hill to the airport side turn around point at 3.9km.

From here you will make a U turn around a tall orange cone and back track to lake shore where you will turn left, heading back to Transition where the third turnaround point is located, also at a large orange cone. Reminder that running is on the left of the course. This is one lap of the three-lap course.

When you reach the lake shore at the end of the third lap heading to the race village, you will veer to the left at Gorillas Lake Kivu Hotel, to make your way to the finish line. From Gorillas Lake Kivu Hotel up to the finish line running will be on the right-hand side of the road.

Please note that there is a cross over point with cyclists outside the Gorillas Lake Kivu Hotel. Runners will have right of way. However, be alert and listen to instructions from course marshals.

ELEVATION :

The run course starts at 1471m above sea level and the highest point on this run course is 1528m. There is overall 180m of elevation gained on the run course.

AID STATIONS

There are 2 run aid stations on the run course and are approximately 2.5km apart

Aid Station 2: Transition turn around (one directional)

Aid Station 3 : RN4/Airport Road intersection (two directional)

RACE DAY INFORMATION

IRONMAN 70.3 RWANDA : RUN COURSE



To view the course maps online click here: <https://www.ironman.com/im703-rwanda-course>



RACE DAY INFORMATION

What to expect on the Finish Line

FINISH LINE PROCEDURE

On completion of your race:

MEDALS : Athletes will receive their Finisher Medals.

TIMING CHIPS : Remove your Timing Chip + Chip Belt (if not your own) strip the two from each other and place them into the bins provided before leaving the finish line area.

STREETWEAR

Collect your Streetwear Bag from the racks as you exit the Finish Line area, where you hung them according to your race number early morning.

IRONMAN does not accept responsibility for any valuable items lost in your Streetwear or Transition bags.

FINAL AID STATION

Enjoy refreshments at the Final Aid Station in the public area of the IRONMAN Village. Please note that the refreshments supplied here are for athletes only.

RACE DAY INFORMATION

AID STATIONS

BIKE

Please Note: Toilet facilities are available at the Aid Station.

The Aid Station is situated in Gisenyi town, you will pass by this station 3 times, roughly every 22KM.

The following will be available per table, in the following order:

Aid Station 1: (outside Serena)

- Water (black bottle)
- Biogen Real Energy Drink (clear bottle)
- Biogen Real Energy Ultra Gels
- Biogen Energy Bar
- Biogen Real Energy Drink (clear bottle)
- Water (black bottle)

At each Aid Station on the Bike course there will be a box of bike maintenance items: at the start of the race these will hold

- 10 x (road bike) 700 C tubes
- 1 x set tyre levers

NOTE: Litter zones will be within 100m of either side of the bike aid stations.

RUN

These Aid Stations are situated approximately every 2.5km and will offer:

Aid Station 2: (Outside Transition turn/around)

- Water in cups
- Biogen Real Energy drink in white cups
- Biogen Real Energy Gels
- Biogen Energy Bar
- Biogen Real Energy drink in white cups
- Water in cups

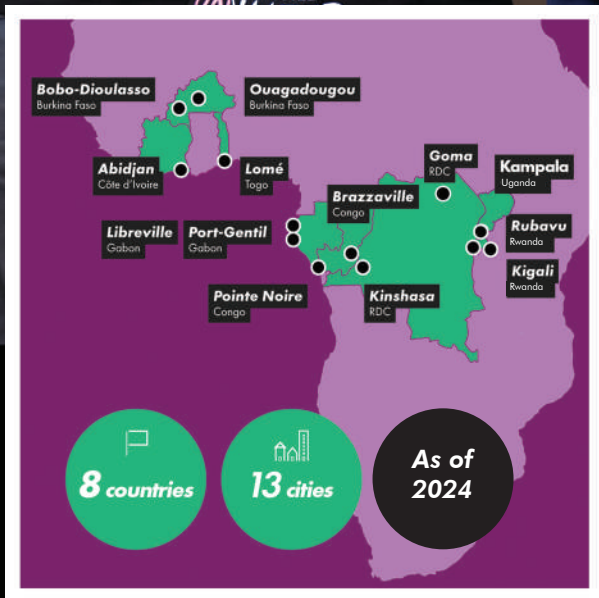
Aid Station 3: (RN4/Airport Road intersection)

- Water in cups
- Biogen Real Energy drink in white cups
- Coca Cola in white cups
- Biogen Real Energy Gels
- Biogen Energy Bar
- Coca-Cola in white cups
- Biogen Real Energy drink in white cups
- Water in cups

NOTE: Litter zones will be within 50m of either side of the run aid stations.

CANALBOX

ULTRA-FAST, UNLIMITED FIBER INTERNET



**CANALBOX CONNECTS OVER 3 MILLION
HOMES AND BUSINESSES IN RWANDA
AS WELL AS 7 OTHER AFRICAN COUNTRIES
AND COUNTING...**

RACE DAY INFORMATION

COMPETITION RULES

Common Competition Rule Violations and Penalties

The following is a summary of the most common Competition Rule violations and penalties and is not intended to be an all-inclusive list of violations and penalties. In any instance where this Summary is inconsistent with or otherwise contradicts the Competition Rules set forth in IRONMAN Competition Rules, the Competition Rules set forth in IRONMAN Competition Rules shall govern. Each athlete is responsible for knowing and understanding all Competition Rules (including without limitation any additional rules set forth in the Event-specific Athlete Race Guide).

Please see full rule guide: <https://www.ironman.com/competition-rules>

*SUMMARY OF GENERAL COMPETITION RULES	PENALTIES
Public nudity or indecent exposure	DSQ
Littering outside of the trash/rubbish drop zones	5:00 Minute Time Penalty
Using unsportsmanlike behavior	DSQ and potential suspension
Failure to follow the prescribed course	DSQ
Failure to wear a shirt or sport top during the bike or run	30 or 60 Second Time Penalty (as applicable) if remedied, DSQ if not remedied promptly
Accepting assistance from anyone other than Race Referees, Race Officials or other Race participants in accordance with the Competition Rules	If it is possible to amend and return to the original situation then a 30 or 60 Second Time Penalty (as applicable) will be assessed, if not: DSQ
Giving another athlete a complete bike, frame, wheel(s), helmet, bike shoes, running shoes or any other item equipment which results in the donor athlete being unable to continue with their own Race, or assisting the physical forward progress of another athlete on any part of the course during the Race	DSQ of both athletes
Fraud by entering under an assumed name or age, falsifying an affidavit, or giving false information	DSQ and potential suspension
Not stopping in the next penalty tent after being obliged to do so	DSQ
Use of communication devices of any type, including but not limited to two-way radios, cell phones, smart watches, smart helmets (i.e., helmets enabled with Bluetooth® technology), in any distracting manner, during the Race.	DSQ
Use of any device that will distract the athlete from paying full attention to their surroundings, including but not limited to making and receiving phone calls, sending and receiving text messages, using social media, taking photographs, and using a device as a bike computer.	DSQ
SUMMARY OF SWIM RULES	PENALTIES
In a non-wetsuit swim, wearing clothing covering any part of the arms below the elbow and/or clothing covering any part of the legs below knee	DSQ
In a non-wetsuit swim, wearing swimwear that is not 100% textile material.	DSQ

RACE DAY INFORMATION

COMPETITION RULES

Wearing a wetsuit that measures more than 5mm thick	DSQ
Using a snorkel	DSQ
**SUMMARY OF BIKE RULES	PENALTIES
Drafting violation	5:00 Minute Time Penalty
Blocking (side by side riding)	30 or 60 Second Time Penalty (as applicable)
Once overtaken, re-passing prior to dropping out of the draft zone	30 or 60 Second Time Penalty (as applicable)
Once overtaken, remaining in the draft zone for more than 25 seconds	5:00 Minute Time Penalty
Failure to wear a shirt or sport top during the bike portion	30 or 60 Second Time Penalty (as applicable) if remedied, DSQ if not remedied promptly
Front zipper of uniform is not connected at the bottom <u>or</u> if the top does not cover the shoulders	DSQ if not remedied promptly
During the bike segment, wearing the helmet unfastened or insecurely fastened	30 or 60 Second Time Penalty (as applicable) if remedied, DSQ if not remedied promptly
Wearing headsets or headphones during competition	30 or 60 Second Time Penalty (as applicable) if remedied, DSQ if not remedied promptly
Not wearing a helmet during all Event activities when the athlete rides the bike: e.g., competition, familiarization, and training sessions	30 or 60 Second Time Penalty (as applicable) if remedied, DSQ if not remedied promptly
Make forward progress without bike during the bike segment	30 or 60 Second Time Penalty (as applicable) if remedied, DSQ if not remedied promptly
SUMMARY OF RUN RULES	PENALTIES
Wearing headsets or headphones during competition	30 or 60 Second Time Penalty (as applicable) if remedied, DSQ if not remedied promptly
Failure to wear a shirt or sport top during the run portion	30 or 60 Second Time Penalty (as applicable) if remedied, DSQ if not remedied
Front zipper of uniform is not connected at the bottom <u>or</u> if the top does not cover the shoulders	DSQ if not remedied promptly
Crossing the finish line with a non-participating individual	DSQ
Wearing running shoes that are prohibited	DSQ
SUMMARY OF TRANSITION AREA RULES	PENALTIES
Blocking the progress of other athletes	30 or 60 Second Time Penalty (as applicable)
Interfering with another athlete's equipment	30 or 60 Second Time Penalty (as applicable)

Notes:

1. *Please note: due to the local laws and ordinances at select Event venues, intentional littering will result in disqualification (See Event-specific Athlete Information Guide for more information).
2. **Please note: at select Event venues athletes are required to wear their athlete bib number on both the bike and run segments of the Race (See Event-specific Athlete Information Guide for more information).

RACE DAY INFORMATION

RIGHT OF PROTEST OR APPEAL

The athlete's right to protest or appeal, if any, will be governed and handled by the Event's sanctioning body, and/or the competition rules of the relevant National Federation (TSA).

Should you wish to lodge a protest / appeal, this must occur before 16h00 on race day.

Please advise one of the IRONMAN staff members on site / at the Finish Line soonest that you wish to see the Head Race Referee who should be located at the Drop Out Control gazebo in Transition 2, when the bike course closes. The location will be confirmed by the IRONMAN staff member.

You will be required to fill out the protest / appeal form and make a payment of an equivalent of \$30 (US Dollars) cash to the Head Race Referee. This will be reimbursed if your protest / appeal is successful.

TIMING & CUT OFFS

Stops, rests, transitions, etc.. will be included into your total race time. Splits will be recorded for each segment of the race, i.e.. swim time, transition 1 (T1) time, bike time, transition 2 (T2) time and run time. In addition to the 8 hours 30 minutes overall cut-off time, there are cut-off times for each segment of the race, as listed in the document above. The cut-off time for the swim segment is 1 hours 10 minutes after your start; the cut-off time for the bike segment is 5 hours 30 minutes after your start of the race and the cut-off for the run is total time 8 hours 30 minutes. It is of utmost importance that you are aware of, and adhere to, these timing conditions as they improve the quality of the race. Disqualified and cut-off athletes will be removed from the race in order to maintain accurate times and places in the race results. Additional DNF's may be identified after the event when checking finishing times.

PLEASE NOTE: Loss of a Timing Chip will result in a charge of \$20.00 (US Dollar) allocated to your specific race number. Failure to wear your chip on race day, return your chip after the event, or pay replacement costs, will disqualify you from future IRONMAN events.

When you collect your Race Pack at Registration, you will collect a Timing Chip from + Chip Belt from the timing table here you will also verify that your chip number correlates to your name. Should you wish to race with your own Chip Belt please only request a Timing Chip without a strap from the timing company

If you do not start the race on Sunday, you must ensure you return your chip to the Drop-Out recorder either at the Medical Pods on the beach or Drop-out Control outside Transition. Please ensure they record your chip return.

If you have not racked a bike it is the athlete's responsibility to return the timing chip + belt to the timing van/Drop Out control.

If you drop out of the race at any time on race day, **you MUST notify the Drop-Out Clerk outside Transition** or in the IRONMAN Village (info tent). Failure to do so may disqualify you from participating in future IRONMAN triathlons.

It is essential that we know where you are on the course at all times, for your safety and our peace of mind.

If you lose your Timing Chip during the event, it is your responsibility to get a replacement chip (at a price). These can be found at the Drop-out Clerk gazebo outside Transition.

If you lose your Timing Chip on the RUN course, you must notify a Race Official/Referee immediately after crossing the Finish Line.

If you are disqualified for a rule violation during the race (and you are going to lodge an appeal at the end of your race), you may continue. If you are cut-off, you may NOT continue. (See Competition Rules)

Please do not intentionally cross the Finish Line as part of a group. Our timing equipment does not record ties.

Lost timing chips cost \$20.00 (US Dollar) each and if lost/not returned, the athlete will be held liable for the replacement cost. Timing Chips + Chip Belts should be removed and placed in the bins provided on the Finish Line after the race.

NOTE: It is the Athletes responsibility to ensure that the timing chip is securely fastened to your left ankle. Should you not use your own strap, please ensure that you pin and tape the strap issued with the chip to safely secure it. Should you lose this chip, including during the swim, you will be charged for a replacement chip.

NO CHIP = NO TIME


PUSH ***YOUR BOUNDARIES***

With the #1 Coffee Brand

Embrace a Lifestyle of Health, Endurance, and Community. Support Extraordinary Efforts and Join Us in Bringing People Together Globally.



Let's Connect!

 /pedrocoffeeerw

 www.pedrocoffee.com

RACE DAY INFORMATION

DRUG FREE SPORT

As a condition of participation in each IRONMAN and IRONMAN 70.3 event, all registered athletes are required to acknowledge and abide by IRONMAN's Drug Free Rules. In accordance with all the Drug Free Rules, all registered athletes are subject to in and out-of-competition testing and are encouraged to learn and understand all applicable rules and obligations prior to registering for events (including, without limitation, Drug Free Sport's drug free rules governing Prohibited Substances and Therapeutic Use Exemptions). When in doubt, athletes are encouraged to ask questions and seek advice from qualified medical professionals.

MEDICAL

Please note: No members of the public, family, friends or media will be allowed into the medical tent at any time.

Should an athlete need to be transported to hospital, the emergency contact (as per registration information) will be informed. Information pertaining to which hospital the athlete has been transported to will be given to the emergency contact.

Important: Full disclosure of all medical conditions, general health and surgical procedures within the previous 12 months are required. If you are taking any medication or have any medical problem(s) that may influence your performance or your treatment in the event of an injury, advise us of all necessary details well in advance of race day. You are required to notify the IRONMAN Rwanda Race Office, in writing, if there is any change in your medical status/condition after your registration application has been processed. Failure to do so will result in suspension of participation in future IRONMAN events. **You are solely responsible for avoiding medications that appear on the list of banned substances as determined by the World Anti-Doping Agency (WADA).**

Medical consultation/clearance may be necessary from an attending physician prior to acceptance/participation in the race. In all cases, the final decision of medical consideration is at the discretion of the race Head Doctor.

Race day pre-event athlete medical evaluation:

On race morning, athletes requiring medical evaluation on whether to race or not must be assessed by a doctor in the Main Medical Tent. Access and entry onto the medical system must be logged as per standard race day procedure. The result of the assessment, i.e. clearance to race or non-participation advice, must also be recorded on the system. Thus, the main medical tent will be set up and ready to assess athletes from 1 hours prior to the Start of the race.

There will be medical staff and facilities throughout the IRONMAN race course. The Main Medical Tent will handle injuries or medical problems of athletes that withdraw/are withdrawn during the race.

Qualified individuals will be stationed throughout the swim course, with medical pods on the beach to assist you in case of a medical emergency. During the swim, problems among athletes may include nausea and vomiting from swallowing sea water and from motion sickness. Medication taken before the swim may help, but you are strongly advised to try the medication several times before the race to avoid any adverse reactions to it. **Before taking any medication, be sure it is not on the Banned Substance List from the World Anti-Doping Agency (WADA).**

There will be a Medical Tent at the Transition Area where This is the only area of the race where athletes may receive actual medical attention and strapping and then continue racing (at the discretion of the medical team).

On the bike and run, particular dangers include dehydration, hyponatremia, over-hydration, sunburn, exhaustion and injuries sustained from accidents. Please be attentive when passing through Aid Stations to avoid the possibility of an accident or injury to yourself or another. Be aware that during events of extreme endurance, the body's pain threshold is raised, and you may be in more trouble than you realize.

RACE DAY INFORMATION

Please ask for medical **advice** if you have the slightest hint, you may need it. **You will not be penalized for receiving medical evaluation.** You will be withdrawn from the race only if you require transportation, IV fluids, and medication or if medical personnel feel your continued participation is not in your best health. The medical personnel will do all they can to keep you in the race and assure a safe finish.

If you see a fellow athlete looking unwell, the best thing you can do for them is to alert an official out on the route so that medical help can be requested urgently. If they are "wobbly" on their legs, unable to focus and / or appear confused, you can help them by supporting them to the ground safely and lifting their legs in the air to help get blood back to their heart and brain. Do not try and support them to continue the race as this can have a detrimental effect to their health. Outside help is not permitted (see IRONMAN competition rules)

IRONMAN staff, water safety officials and / or medical officials reserve the right to withdraw athletes from the course if they are judged to be incapable of finishing within time or without physical risk of serious injury or death.

More than half of the visits to the medical tent occur after athletes have finished the race. Please do not leave the finish area until you and / or your family / friends are certain that you are okay, until you can drink without vomiting and stand without dizziness.

Please note: we will not administer a drip for recovery purposes post-event in the medical tent. A drip will only be administered by the Doctor on duty for medical reasons.

If you are transported to the Medical Tent (and/or hospital) and are unable to collect your own equipment, a family member or friend will need your "Bike Check-Out Card" (which you received in your Registration Pack) as well as your Race number / bib to collect your bike and bags.

The medical tent will officially close at 17h00. All athletes seeking medical attention after that time will be referred to local emergency room facilities. All medical expenses incurred there are the sole responsibility of the athlete. Failure to meet financial responsibility to local medical facilities will result in suspension of future participation at IRONMAN 70.3 Rwanda events until accounts are settled.

ACCIDENT REPORTING

Athletes must remain at the scene of an accident in which they are involved with a motor vehicle until an incident report has been completed with an official IRONMAN staff member and / or local traffic department officer.

Purifaaya™

CERAMIC WATER FILTER

YOUR SOLUTION FOR SAFE DRINKING WATER



- ▶ No boiling required
- ▶ 2-5 litres per hour
- ▶ 3 months warranty
- ▶ Saves money
- ▶ Lasts up to 5 years
- ▶ Easy to clean & maintain

🏠 Remera , KG 125 ST (Opp. Bus Park)
☎ (Toll-free) 6003 | +250 791 446 816
✉ rwanda@spouts.org
🌐 www.spouts.org

📱 🌐 📷 @PurifaayaRwanda

SPOUTS
OF WATER

RACE DAY INFORMATION

FINISH LINE



BIKE CHECK OUT



POST RACE INFORMATION

BIKE & GEAR CHECK OUT

SUNDAY: 13h45 - 17h00

The official Bike and Transition Bags check-out process will take place between 13h45 - 17h00 at Transition, Avenue de la Cooperation.

Bike & Bags will be checked out using your Race Number. Volunteers will check your Race Number on your wristband to the Race Number on the Bike & Bags.

If you cannot collect your own bike, give your "**bike check-out card**" (as received in registration pack) and **Race Number / bib** to a friend or family member.

No bags may be passed over the fence - must be checked out with your bike.

Do not ride your bike home / to hotel if you are not wearing a helmet.

All bikes and bags must be collected by 17h00 on race day. The organisers are not responsible for items left in Transition on Saturday after 17h00

And again: Please note that it is illegal to interfere (including remove, swop, steal & / or tamper) with another athletes equipment / nutrition in the Transition area: this may lead to a disqualification.

SPORTOGRAF

Sportograf is proud to be the official athlete photo service at the IRONMAN 70.3 Rwanda.

We will provide you with our "Foto-Flat" which includes all your amazing personal content from several top locations around the course as well as the beautiful impression shots of the scenery and the race day in general.

Help us take the best pictures of you:

- Please be sure to keep your bib number visible in FRONT on the run, to help us identify more photos of you!
- Notice our photo spots and smile for the camera - even if it hurts!
- Celebrate when you cross the finish line! Don't worry about touching your watch, the timing company will ensure an accurate record of your achievement.

Stay up to date and FOLLOW Sportograf on [Facebook](#) and [Instagram](#)

POST RACE INFORMATION

SLOT ALLOCATION

The IRONMAN 70.3 Rwanda is offering 30 Age Group Slots for the 2025 IRONMAN Vin fast 70.3 World Championship in Marbella , Spain. All athletes who have qualified for the 2025 IRONMAN 70.3 World Championship and want to accept a slot MUST be present at slot allocation on Sunday, 4th of August 2024 at 17h00 **ONLY Athletes.**

Prior to race day, at least one slot will be tentatively allocated to each Age Group category (both male and female). Final numbers of slots per Age Group will be determined on race day based on the number of official starters. If there are no starters in a particular Age Group, then that slot will be moved to the next calculated Age Group within the gender.

If there are no more eligible finishers in a particular Age Group or no other finishers accepted the slot in that Age Group, that unclaimed slot will be reallocated to another Age Group within the gender based on the athletes-to-slots ratio. The Age Groups within the gender with the largest athlete-to-slots ratios will receive the second re-allocated slots and so on.

See the IRONMAN website for additional information

NOTE : Only Age-Group Athletes are eligible to receive Age-Group World Championship qualifying Slots. Athletes holding current Professional or Elite status with any World Triathlon/ITU Member National Triathlon Governing Body, WTC's Pro Membership program or having raced as an elite athlete in any international events during the calendar year, are not eligible for Age Group Slots. Athletes may not at the time of the event, nor at the time of the World Championship event they have qualified for, hold professional or elite status. Any change in an athlete's status prior to any event participation or a qualified World Championship event must be disclosed to WTC immediately. Failure of Athlete to make such disclosure will be cause for disqualification from such Event and may result in sanction from WTC Events.

ANTI-DOPING POLICY

Each Age Group athlete who accepts a qualifying slot for the IRONMAN World Championship is subject to IRONMAN's Anti-Doping Rules and will be required to sign the World Championship Events Anti-Doping & Qualifying Slot Waiver for Age Group Athletes online. The waiver serves to provide additional notification of and consent to IRONMAN's Anti-Doping Program, which includes IRONMAN's efforts to combat, deter, and test for doping in accordance with IRONMAN's Anti-Doping Rules.



ALWAYS REMEMBER YOUR RACE
get your personal pictures on SPORT0GRAF.COM



F 0 T 0
SPORT0GRAF.COM
F L A

POST RACE INFORMATION

AWARDS

Awards Dinner:

Sunday: 18h30 - 22h00

Doors will open at 18h00.

Venue: Lake Kivu, Serena Hotel

Awards Dinner tickets will be on sale for family/friends. These can be purchased for \$60 (US Dollar) at registration. No tickets will be sold at the door.

Your athlete wristband is your access ticket to the Awards Dinner. Seating will be on a first come, first served basis.

Awards procedure starts at 18h30: IRONMAN 70.3 Rwanda trophies will be awarded to the first 3 athletes in each Age Group category for both male and female athletes and the top 3 teams.

Please note: Athletes MUST be present at the Awards Dinner to collect their trophy. No trophies will be posted after the event.

LOST & FOUND

Monday: 09h00 - 11h00

Race Day lost & found property will be located at the Lake Kivu Serna Hotel.

It is recommended that you mark all your race gear with your name prior to race day as the event organisers will not be responsible for lost items.

TIMING QUERIES

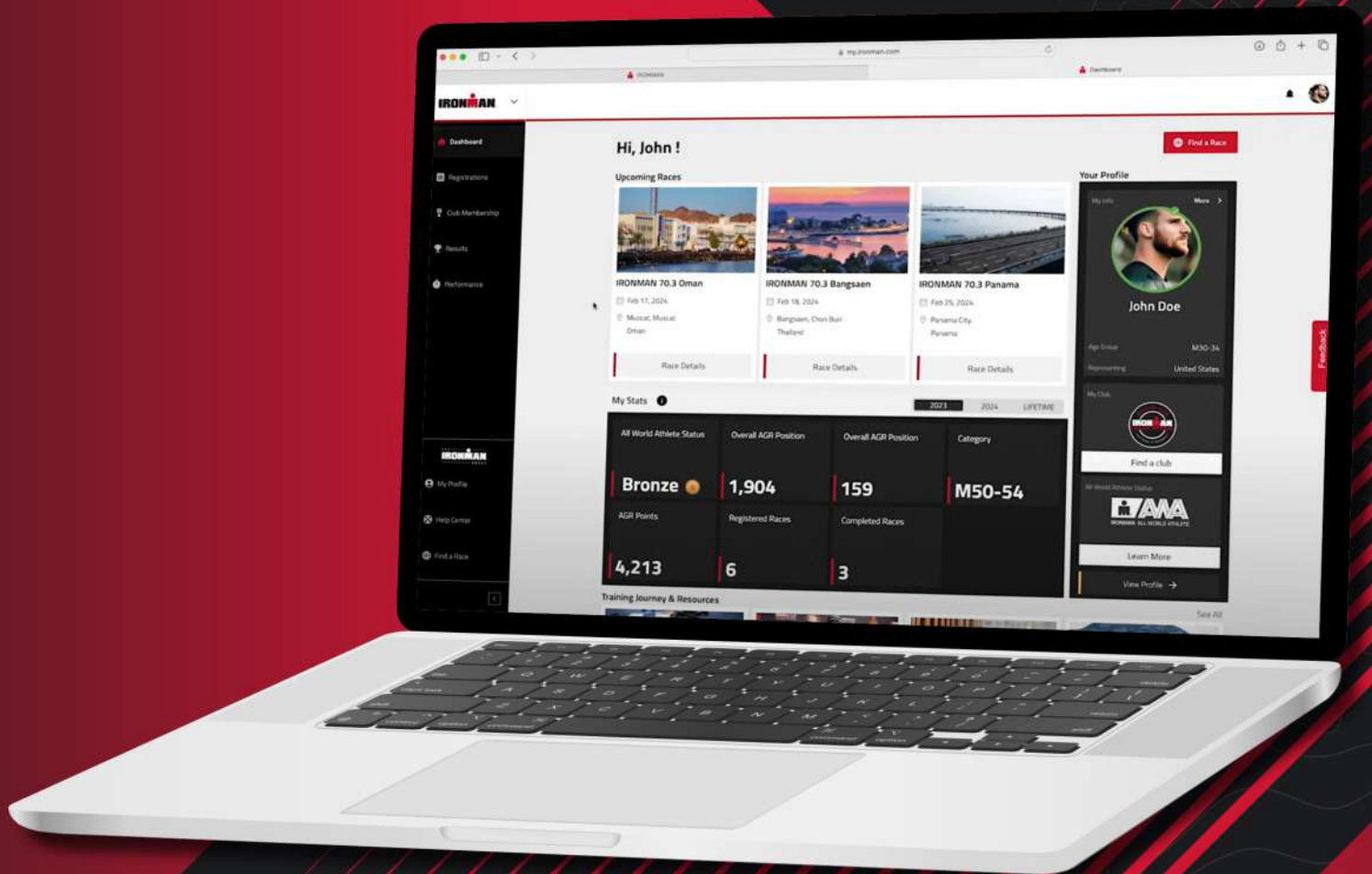
Preliminary results will be continually updated on race day on the website www.ironman.com/im703-rwanda and this link will redirect you to the official site.

Should you have any Timing queries, please email them to Michele.Bronkhorst@ironman.com & kim.rens@ironman.com

CERTIFICATES

Certificates will be available online within 14 days after the event for you to download & print yourself from the website www.ironman.com/im703-rwanda and this link will redirect you to the official site

YOUR *UPGRADED* IRONMAN *PROFILE*



FEATURES

- Past race results & stats
- Faster race registration
- Your season summary
- Your upcoming races at-a-glance
- Manage your TriClub affiliation

SCAN HERE



IRONMAN

ADDITIONAL INFORMATION

PUBLIC INFORMATION

ATHLETE TRACKING

IRONMAN Tracking App

Sharing the experience with your athlete is inspiring and emotional. Follow your favourite athlete on race day with our IRONMAN Tracking App. You can also view the race schedule and get notifications.

The App can be downloaded on iOS or Android



ROAD CLOSURE DURING THE EVENT:

THE FOLLOWING ROAD CLOSURES WILL APPLY ON Sunday 4 AUGUST 2024:

The entire bike course will be closed as follow:

Gisenyi to Ruhengeri RN4 T junction with NR11 and NR11 to the Sebeya River bridge 06:00 - 12:30

Gisenyi to Avenue de la Production up to Kivu Paradis Resort/ Kigufi 06:00-13:30

See bike course maps

Local roads in Gisenyi for the run course:

06:00-16:35

See run course maps

VOLUNTEERS

An event of this magnitude not only owes its success to the race organisers, sponsors or management, but largely to a dedicated fraternity of volunteers.

The IRONMAN 70.3 Rwanda team works with volunteers ranging from scholars to organisations to make the race possible.

We are very grateful for the hard work put in by our volunteers to make the race, safer and easier for our athletes.

GET SOCIAL



www.facebook.com/IRONMANRWANDA



www.instagram.com/ironman_rwanda/

ALTERNATIVE COURSE PROCEDURE

IN THE EVENT OF AN ALTERNATIVE COURSE

The process for athletes is as follows:

The call will be made at 07h00 by the Race Director. The announcer will inform the athletes in Transition just after 07h00.

SCENARIO 1:

Shortened Swim - All Athletes. Transition as normal.

Distance for all: SWIM - 4 buoys | BIKE 90 km | RUN 21.1 km

4 buoys: past first yellow, left on 1st RED, left on second yellow, pass second red on your left, then to the beach swim exit.

SCENARIO 2:

Swim Cancelled : Rolling Bike Start for all

Start at 08h30

Process for an Alternative Race Start - Scenario 2:

Announcement will be made that the race will be changed to a rolling bike start for all.

Go to your BIKE bag and prepare for the bike leg.

Age Groupers will self-seed themselves in the chute at the Bike Exit / Entrance: Start at 08h30.

Rolling bike starts 2 athletes every 8 seconds.

Your Start time will be registered at the time your timing chip on your left ankle crosses the timing mat.

The bike cut-off of 4hrs 20mins for the bike leg will still apply.

After the bike, you will transition to the run as normal.

Notes for Age-Groupers: Scenario 2:

The bike cut-off of 4hrs 20mins for the bike leg will be done post-race by the timing company as everyone's start times will differ.

Run time for the 21.1km remains and the end of run cut time will be 08 hours 20minutes.

Please be aware that you could be DNF'd after the race based on final timing verified by timing company.



HOST CITY & PREMIER PARTNERS



Republic of Rwanda
Akarere ka Rubavu

**VISIT
RWANDA**

EVENT PARTNERS



Republic of Rwanda
Ministry of Sports



RWANDA triathlon

SUPPLIER PARTNERS



KABISA
go electric

